



# 166 Mono-crystalline Silicon Solar Cell


efficiency of testing production

**21.5~23.2%**



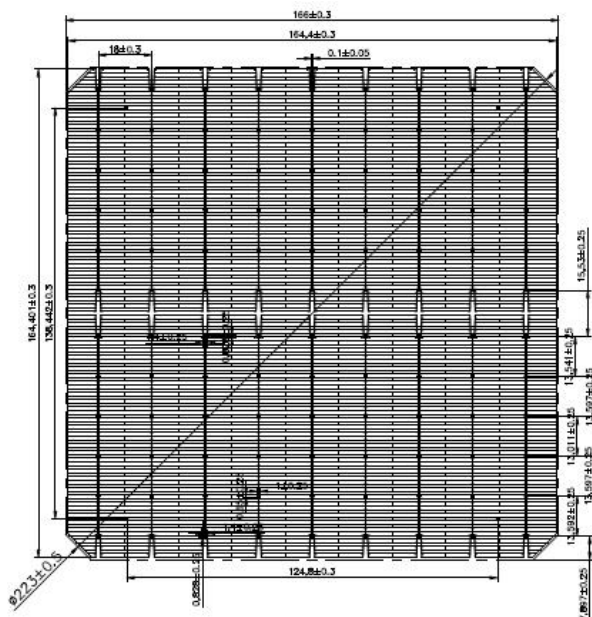
Dimension : 166 mm×166mm±0.3mm

Cell Thickness : 150mm±30 μ m

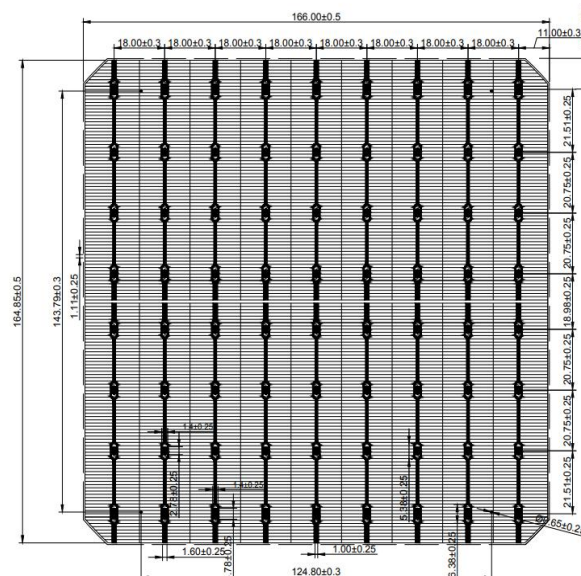


**JHM69BBA01**

Front

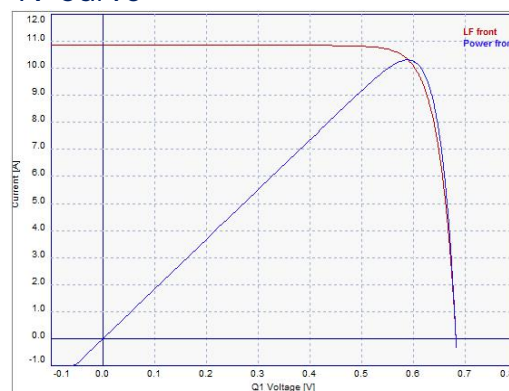


Back



	Eff (%)	Pmpp(W)	Umpp(V)	Impp (A)	Uoc (V)	Isc (A)	FF (%)
166M-23.2	23.2	6.36	0.5915	10.752	0.6917	11.261	81.65
166M-23.1	23.1	6.33	0.5901	10.727	0.6905	11.246	81.51
166M-23.0	23.0	6.31	0.5886	10.714	0.6893	11.230	81.48
166M-22.9	22.9	6.28	0.5871	10.690	0.6881	11.216	81.36
166M-22.8	22.8	6.25	0.5856	10.674	0.6869	11.201	81.24
166M-22.7	22.7	6.22	0.5843	10.650	0.6856	11.187	81.14
166M-22.6	22.6	6.20	0.5826	10.635	0.6847	11.172	81.00
166M-22.5	22.5	6.17	0.5811	10.615	0.6835	11.158	80.88
166M-22.4	22.4	6.14	0.5795	10.598	0.6823	11.142	80.78
166M-22.3	22.3	6.11	0.5779	10.579	0.6811	11.128	80.66
166M-22.2	22.2	6.09	0.5764	10.559	0.6793	11.121	80.57
166M-22.1	22.1	6.06	0.5749	10.540	0.6789	11.103	80.38
166M-22.0	22	6.03	0.5731	10.525	0.6776	11.090	80.26
166M-21.9	21.9	6.00	0.5716	10.503	0.6765	11.073	80.15
166M-21.8	21.8	5.98	0.5700	10.485	0.6753	11.057	80.04
166M-21.7	21.7	5.95	0.5684	10.467	0.6742	11.042	79.91
166M-21.6	21.6	5.92	0.5669	10.446	0.6729	11.028	79.80
166M-21.5	21.5	5.89	0.5654	10.426	0.6717	11.011	79.70

IV Curve



## Physical Characteristics

Substrate material	166Mono-crystalline Silicon Solar Cell	Front (-)	9*0.1±0.05mm
Cell thickness	150mm±30µm		
Dimension	166mmx166mm±0.3mm	Back (+)	1.4±0.5mm