



# JHPV TECH

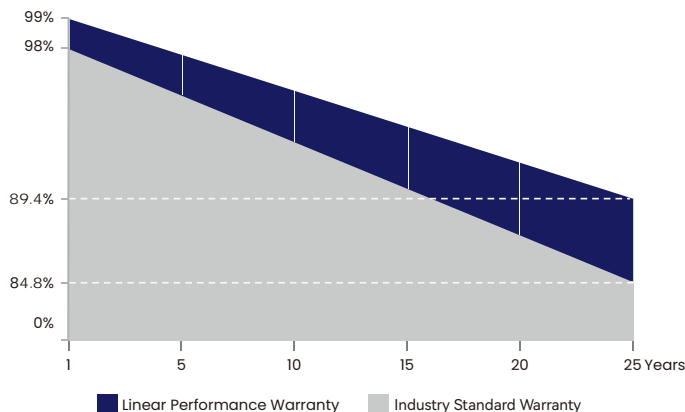
WWW.JHPVTECH.COM

## JH-M10DS132C 505~525W

**22.11% Efficiency**

505~525W (182x182 mm Half-Cut Cell) 132 pcs

N-TYPE bifacial Silver Frame



**15 Years**  
Material & Craft  
Quality  
Assurance

**30 Years**  
84.8% Output  
Power  
Guarantee


### KEY FEATURES HIGHLIGHTS



Mono MBB half cut  
Original European Parts



EU Standard  
European Quality  
Control



PID Resistance  
High stability and torsion  
free with Wave Shape

### PRODUCT CERTIFICATIONS



Production process  
reliability test  
electro-luminance  
inspection



AR coating  
tolerance and lower  
resistive loss



Excellent Durability  
resistant to salt mist, ammonia,  
dust and sand, snail trail.



Reduce BOS cost  
increase ROI  
Low temp coefficient  
(PMax) for higher output



Wide Applications  
Durability against Extreme  
Environmental Conditions



Lower Losses  
Multi Busbar Technology for  
better Light trapping

# JH-M10DS132C 505~525W



## Electrical parameters at Standard Test Conditions (STC\*) & Nominal Operating Cell Temperature (NOCT\*)

Module Type	505W / 379.36W	510W / 383.11W	515W / 386.87W	520W / 390.62W	525W / 394.38W
Test Environment	STC / NOCT	STC / NOCT	STC / NOCT	STC / NOCT	STC / NOCT
Power output tolerances P <sub>max</sub> (W)	(0,+5)	(0,+5)	(0,+5)	(0,+5)	(0,+5)
Module efficiency(%)	21.27	21.48	21.69	21.90	22.11
Voltage at P <sub>max</sub> V <sub>mpp</sub> (V)	39.36 / 36.61	39.57 / 36.80	39.77 / 36.98	39.97 / 37.17	40.20 / 37.39
Current at P <sub>max</sub> I <sub>mp</sub> (A)	12.83 / 10.36	12.89 / 10.41	12.95 / 10.46	13.01 / 10.51	13.06 / 10.55
Open-circuit voltage V <sub>oc</sub> (V)	45.68 / 42.94	45.96 / 43.30	46.24 / 43.46	46.51 / 43.72	46.79 / 43.98
Short-circuit current I <sub>sc</sub> (A)	13.45 / 11.42	13.50 / 11.46	13.55 / 11.50	13.60 / 11.54	13.65 / 11.58

\*STC: 1000 W·m<sup>-2</sup> irradiance, 25°C cell temperature, AM 1.5 spectrum according to EN 60904-

\*NOCT: open-circuit module operation temperature at 800 W·m<sup>-2</sup> irradiance, 20°C ambient temperature, 1 m·s<sup>-1</sup> wind speed.

3.

## GENERAL CHARACTERISTICS

Dimensions (L / W / H)	2094 mm / 1134mm / 30 mm
Weight	30.5 kg

## PACKAGING SPECIFICATIONS

Number of modules per pallet	36
Number of pallets per 40' container	22

## THERMAL CHARACTERISTICS

Nominal operating cell temperature	NOCT	°C	45 ± 2
Temperature coefficient of P <sub>max</sub>	γ	% / °C	-0.29
Temperature coefficient of V <sub>oc</sub>	β	% / °C	-0.25
Temperature coefficient of I <sub>sc</sub>	α	% / °C	0.045

\*NOCT: open-circuit module operation temperature at 800 W·m<sup>-2</sup> irradiance, 20°C ambient temperature, 1 m·s<sup>-1</sup> wind speed.

## OPERATING CONDITIONS

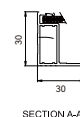
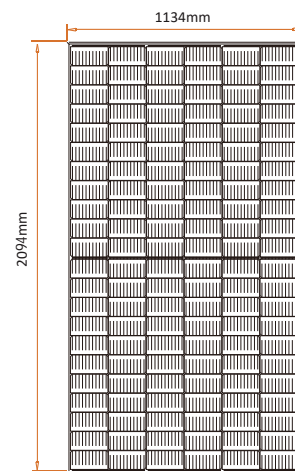
Max. system voltage	1500 Vdc
Max. series fuse rating*	25 A
Operating temperature range	- 40°C to 85°C
Max. static load, front (e.g., snow)	5400 Pa
Max. static load, back (e.g., wind)	2400 Pa
Max. hailstone impact (diameter/velocity)	25 mm / 23 m·s <sup>-1</sup>

\*DO NOT CONNECT FUSE IN COMBINER BOX WITH TWO OR MORE STRINGS IN PARALLEL CONNECTION.

## CONSTRUCTION MATERIALS

Cell ( material / quantity )	monocrystalline silicon / 6 x 22
Glass (material / thickness)	low-iron tempered glass / 2 mm + 2 mm
Frame (material)	anodized aluminum alloy
Junction box (type / protection degree)	3 bypass diodes / ≥ IP68
Cable (length / cross-sectional area)	± 300 mm or customized length / 4 mm <sup>2</sup>

## BACK VIEW (Units: mm)



Warning: Read the Installation and User Manual in its entirety before handling, installing and operating Solar modules.



NINGBO JING HONG ENERGY  
TECHNOLOGY CO., LTD.

Email: Sales@jhpvtech.com

Web: <http://jhpvtech.com>

Address: No. 1 Xinsi Road, Xinbei  
District, Changzhou City, Jiangsu  
Province, P.R. China



▲ Due to continuous innovation, research and product improvement, the specifications in this product information sheet are subject to change without prior notice. The specifications may deviate slightly and are not guaranteed.