



JHPV TECH

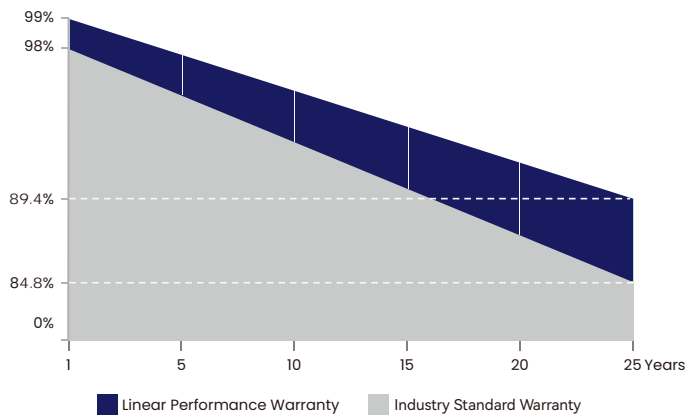

WWW.JHPVTECH.COM

JH-G12MS132C 650~680W

21.89% Efficiency

650~680W (210x210 mm Half-Cut Cell) 132 pcs

P-TYPE Monofacial Silver Frame



15 Years
Material & Craft
Quality
Assurance

30 Years
84.8% Output
Power
Guarantee


KEY FEATURES HIGHLIGHTS



Mono MBB half cut
Original European Parts



EU Standard
European Quality
Control



PID Resistance
High stability and torsion
free with Wave Shape

PRODUCT CERTIFICATIONS



Production process
reliability test
electro-luminance
inspection



AR coating
tolerance and lower
resistive loss



Excellent Durability
resistant to salt mist, ammonia,
dust and sand, snail trail.



Reduce BOS cost
increase ROI
Low temp coefficient
(PMax) for higher output



Wide Applications
Durability against Extreme
Environmental Conditions



Lower Losses
Multi Busbar Technology for
better Light trapping

JH-G12MS132C 650~680W



JHPV TECH

Electrical parameters at Standard Test Conditions (STC*) & Nominal Operating Cell Temperature (NOCT*)

Module Type	650W / 495.2W	655W / 494W	660W / 498W	665W / 502W	670W / 506W	675W / 510W	680W / 514W
Test Environment	STC / NOCT	STC / NOCT	STC / NOCT	STC / NOCT	STC / NOCT	STC / NOCT	STC / NOCT
Power output tolerances $P_{max}(W)$	(0,+5)	(0,+5)	(0,+5)	(0,+5)	(0,+5)	(0,+5)	(0,+5)
Module efficiency(%)	20.92	21.09	21.25	21.41	21.57	21.73	21.89
Voltage at P_{max} $V_{mpp}(V)$	37.65 / 34.96	37.85 / 35.32	38.05 / 35.47	38.25 / 35.62	38.45 / 35.77	38.63 / 35.92	38.81 / 36.07
Current at P_{max} $I_{mpp}(A)$	17.27 / 13.97	17.31 / 13.98	17.35 / 14.04	17.39 / 14.09	17.43 / 14.15	17.48 / 14.19	17.53 / 14.25
Open-circuit voltage $V_{oc}(V)$	45.65 / 43.08	45.85 / 43.11	46.05 / 43.29	46.25 / 43.47	46.45 / 43.65	46.63 / 43.83	46.81 / 44.01
Short-circuit current $I_{sc}(A)$	18.27 / 14.64	18.31 / 14.61	18.35 / 14.65	18.39 / 14.69	18.43 / 14.73	18.47 / 14.77	18.51 / 14.81

*STC: 1000 W·m⁻² irradiance, 25°C cell temperature, AM 1.5 spectrum according to EN 60904-

*NOCT: open-circuit module operation temperature at 800 W·m⁻² irradiance, 20°C ambient temperature, 1 m·s⁻¹ wind speed.

3.

GENERAL CHARACTERISTICS

Dimensions (L / W / H)	2384 mm / 1303mm / 33 mm
Weight	33.7 kg

PACKAGING SPECIFICATIONS

Number of modules per pallet	33
Number of pallets per 40' container	18

THERMAL CHARACTERISTICS

Nominal operating cell temperature	NOCT	°C	42 ± 2
Temperature coefficient of P_{max}	γ	% / °C	-0.34
Temperature coefficient of V_{oc}	β	% / °C	-0.25
Temperature coefficient of I_{sc}	α	% / °C	0.04

*NOCT: open-circuit module operation temperature at 800 W·m⁻² irradiance, 20°C ambient temperature, 1 m·s⁻¹ wind speed.

OPERATING CONDITIONS

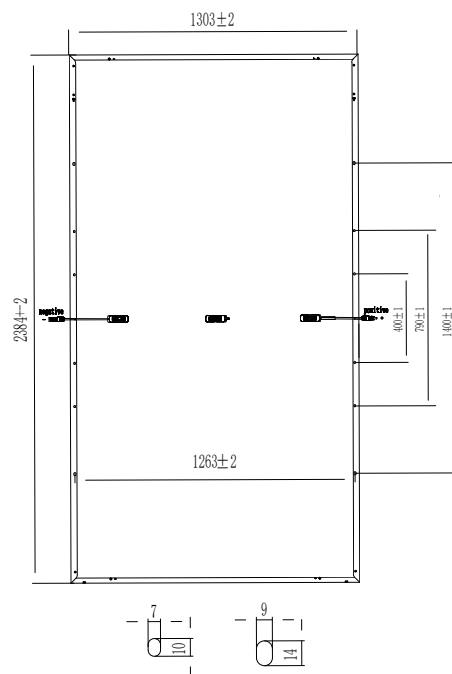
Max. system voltage	1500 Vdc
Max. series fuse rating*	30 A
Operating temperature range	-40°C to 85°C
Max. static load, front (e.g., snow)	5400 Pa
Max. static load, back (e.g., wind)	2400 Pa
Max. hailstone impact (diameter/velocity)	25 mm / 23 m·s ⁻¹

*DO NOT CONNECT FUSE IN COMBINER BOX WITH TWO OR MORE STRINGS IN PARALLEL CONNECTION.

CONSTRUCTION MATERIALS

Cell (material / quantity)	monocrystalline silicon / 6 x 22
Glass (material / thickness)	low-iron tempered glass / 3.2 mm
Frame (material)	anodized aluminum alloy
Junction box (type / protection degree)	3 bypass diodes / ≥ IP68
Cable (length / cross-sectional area)	± 300 mm or customized length / 4 mm ²

BACK VIEW (Units: mm)



Warning: Read the Installation and User Manual in its entirety before handling, installing and operating Solar modules.



NINGBO JING HONG ENERGY TECHNOLOGY CO., LTD.

Email: Sales@jhpvtech.com

Web: <http://jhpvtech.com>

Address: No. 1 Xinsi Road, Xinbei District, Changzhou City, Jiangsu Province, P.R. China



▲ Due to continuous innovation, research and product improvement, the specifications in this product information sheet are subject to change without prior notice. The specifications may deviate slightly and are not guaranteed.