



JHPV TECH

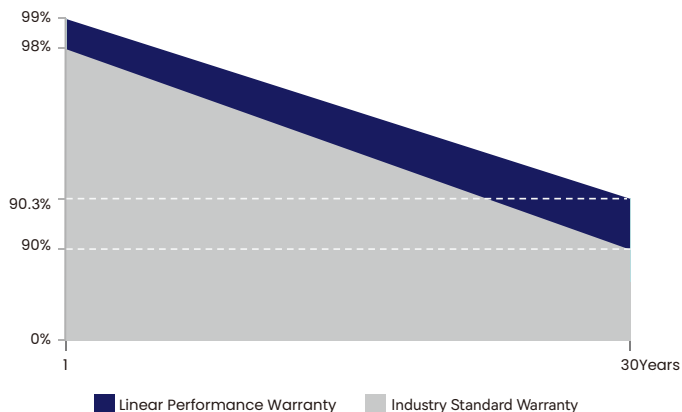
WWW.JHPVTECH.COM

JH-HM10DS132C6 620~650W

24.1% Efficiency

620~650W (182x210 mm Half-Cut Cell) 132 pcs

HJT-TYPE Bifacial Silver Frame



15 Years
Material & Craft
Quality
Assurance

30 Years
84.8% Output
Power
Guarantee


KEY FEATURES HIGHLIGHTS



Mono MBB half cut
Original European Parts



EU Standard
European Quality
Control



PID Resistance
High stability and torsion
free with Wave Shape

PRODUCT CERTIFICATIONS



Production process
reliability test
electro-luminance
inspection



AR coating
tolerance and lower
resistive loss



Excellent Durability
resistant to salt mist, ammonia,
dust and sand, snail trail.



Reduce BOS cost
increase ROI
Low temp coefficient
(PMax) for higher output



Wide Applications
Durability against Extreme
Environmental Conditions



Lower Losses
Multi Busbar Technology for
better Light trapping

JH-HM10DS132C6 620~650W



JHPV TECH

Electrical parameters at Standard Test Conditions (STC*) & Nominal Operating Cell Temperature (NOCT*)

Module Type	620W / 481W	625W / 478W	630W / 481W	635W / 484W	640W / 488W	645W / 492W	650W / 496W
Test Environment	STC / NOCT	STC / NOCT	STC / NOCT	STC / NOCT	STC / NOCT	STC / NOCT	STC / NOCT
Power output tolerances P _{max} (W)	(0,+5)	(0,+5)	(0,+5)	(0,+5)	(0,+5)	(0,+5)	(0,+5)
Module efficiency(%)	22.90	23.10	23.30	23.50	23.70	23.90	24.10
Voltage at P _{max} V _{mpp} (V)	41.05 / 39.18	41.14 / 39.26	41.23 / 39.34	41.32 / 39.42	41.41 / 39.52	41.50 / 39.63	41.59 / 39.73
Current at P _{max} I _{mp} (A)	15.12 / 12.09	15.21 / 12.16	15.30 / 12.23	15.39 / 12.30	15.47 / 12.36	15.55 / 12.43	15.63 / 12.49
Open-circuit voltage V _{oc} (V)	49.16 / 46.91	49.25 / 47.00	49.34 / 47.09	49.43 / 47.18	49.52 / 47.26	49.61 / 47.35	49.70 / 47.44
Short-circuit current I _{sc} (A)	15.96 / 12.767	16.06 / 12.84	16.16 / 12.92	16.26 / 13.00	16.36 / 13.08	16.46 / 13.16	16.56 / 13.23

*STC: 1000 W·m⁻² irradiance, 25°C cell temperature, AM 1.5 spectrum according to EN 60904-

*NOCT: open-circuit module operation temperature at 800 W·m⁻² irradiance, 20°C ambient temperature, 1 m·s⁻¹ wind speed.

GENERAL CHARACTERISTICS

Dimensions (L / W / H)	2382 mm / 1134mm / 30 mm
Weight	32.3 kg

PACKAGING SPECIFICATIONS

Number of modules per pallet	36
Number of pallets per 40' container	20

THERMAL CHARACTERISTICS

Nominal operating cell temperature	NOCT	°C	43 ± 3
Temperature coefficient of P _{max}	γ	% / °C	-0.24
Temperature coefficient of V _{oc}	β	% / °C	-0.22
Temperature coefficient of I _{sc}	α	% / °C	0.04

*NOCT: open-circuit module operation temperature at 800 W·m⁻² irradiance, 20°C ambient temperature, 1 m·s⁻¹ wind speed.

OPERATING CONDITIONS

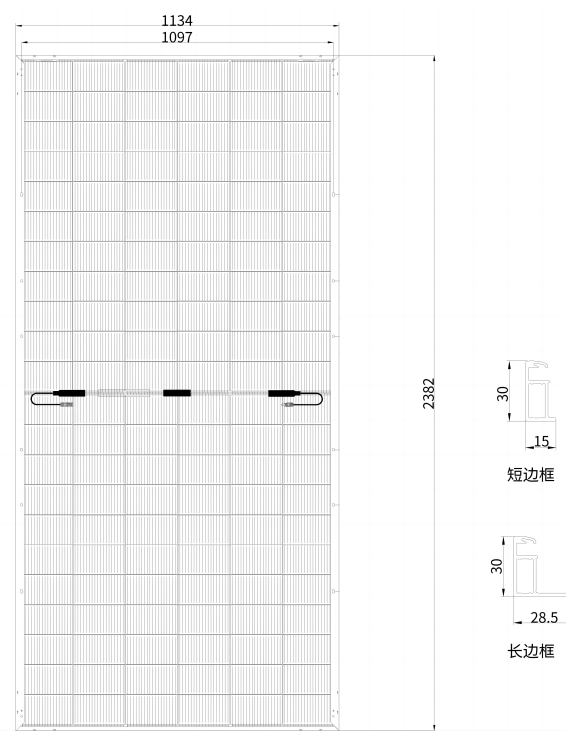
Max. system voltage	1500 V _{oc}
Max. series fuse rating*	30 A
Operating temperature range	- 40°C to 85°C
Max. static load, front (e.g., snow)	5400 Pa
Max. static load, back (e.g., wind)	2400 Pa
Max. hailstone impact (diameter/velocity)	25 mm / 23 m·s ⁻¹

*DO NOT CONNECT FUSE IN COMBINER BOX WITH TWO OR MORE STRINGS IN PARALLEL CONNECTION.

CONSTRUCTION MATERIALS

Cell (material / quantity)	monocrystalline silicon / 6 x 22
Glass (material / thickness)	low-iron tempered glass / 2 mm + 2 mm
Frame (material)	anodized aluminum alloy
Junction box (type / protection degree)	3 bypass diodes / ≥ IP68
Cable (length / cross-sectional area)	± 300 mm or customized length / 4 mm ²

BACK VIEW (Units: mm)



Warning: Read the Installation and User Manual in it's entirety before handling, installing and operating Solar modules.



NINGBO JING HONG ENERGY TECHNOLOGY CO., LTD.

Email: Sales@jhpvtech.com

Web: <http://jhpvtech.com>

Address: No. 1 Xinsi Road, Xinbei District, Changzhou City, Jiangsu Province, P.R. China



▲ Due to continuous innovation, research and product improvement, the specifications in this product information sheet are subject to change without prior notice. The specifications may deviate slightly and are not guaranteed.