



JHPV TECH

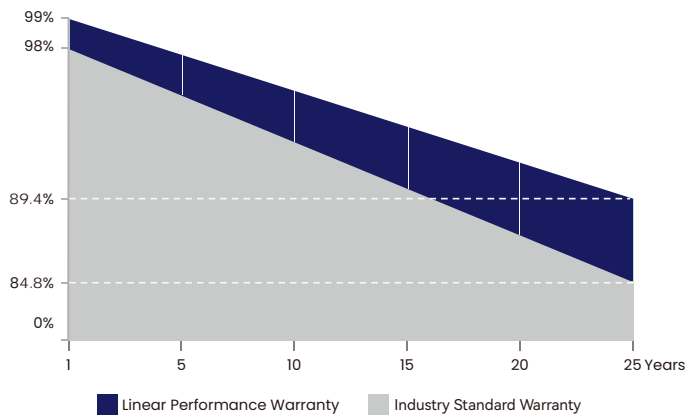
WWW.JHPVTECH.COM

JH-M10MB108C 400~420W

21.51% Efficiency

400~420W (182x182 mm Half-Cut Cell) 108 pcs

P-TYPE Monofacial Black Frame



15 Years
Material & Craft
Quality
Assurance

30 Years
84.8% Output
Power
Guarantee


KEY FEATURES HIGHLIGHTS



Mono MBB half cut
Original European Parts



EU Standard
European Quality
Control



PID Resistance
High stability and torsion
free with Wave Shape

PRODUCT CERTIFICATIONS



Production process
reliability test
electro-luminance
inspection



AR coating
tolerance and lower
resistive loss



Excellent Durability
resistant to salt mist, ammonia,
dust and sand, snail trail.



Reduce BOS cost
increase ROI
Low temp coefficient
(PMAX) for higher output



Wide Applications
Durability against Extreme
Environmental Conditions



Lower Losses
Multi Busbar Technology for
better Light trapping

JH-M10MB108C 400~420W



Electrical parameters at Standard Test Conditions (STC*) & Nominal Operating Cell Temperature (NOCT*)

Module Type	400W / 299W	405W / 302.7W	410W / 306.3W	415W / 310.1W	420W / 313.9W
Test Environment	STC / NOCT	STC / NOCT	STC / NOCT	STC / NOCT	STC / NOCT
Power output tolerances P _{max} (W)	(0,+5)	(0,+5)	(0,+5)	(0,+5)	(0,+5)
Module efficiency(%)	20.48	20.74	21.00	21.25	21.51
Voltage at P _{max} V _{mpp} (V)	30.90 / 28.70	31.10 / 28.90	31.30 / 29.10	31.50 / 29.30	31.70 / 29.50
Current at P _{max} I _{mp} (A)	12.95 / 10.41	13.03 / 10.47	13.10 / 10.53	13.18 / 10.59	13.26 / 10.65
Open-circuit voltage V _{oc} (V)	37.10 / 34.70	37.30 / 34.80	37.50 / 35.00	37.70 / 35.20	37.90 / 35.40
Short-circuit current I _{sc} (A)	13.70 / 11.06	13.77 / 11.12	13.84 / 11.18	13.91 / 11.23	13.97 / 11.28

*STC: 1000 W·m⁻² irradiance, 25°C cell temperature, AM 1.5 spectrum according to EN 60904-

*NOCT: open-circuit module operation temperature at 800 W·m⁻² irradiance, 20°C ambient temperature, 1 m·s⁻¹ wind speed.

3.

GENERAL CHARACTERISTICS

Dimensions (L / W / H) 1722 mm / 1134mm / 30 mm

Weight 22 kg

PACKAGING SPECIFICATIONS

Number of modules per pallet 36

Number of pallets per 40' container 26

THERMAL CHARACTERISTICS

Nominal operating cell temperature	NOCT	°C	45 ± 2
Temperature coefficient of P _{max}	γ	% / °C	-0.35
Temperature coefficient of V _{oc}	β	% / °C	-0.27
Temperature coefficient of I _{sc}	α	% / °C	0.04

*NOCT: open-circuit module operation temperature at 800 W·m⁻² irradiance, 20°C ambient temperature, 1 m·s⁻¹ wind speed.

OPERATING CONDITIONS

Max. system voltage 1500 V_{dc}

Max. series fuse rating* 25 A

Operating temperature range - 40°C to 85°C

Max. static load, front (e.g., snow) 5400 Pa

Max. static load, back (e.g., wind) 2400 Pa

Max. hailstone impact (diameter/velocity) 25 mm / 23 m·s⁻¹

*DO NOT CONNECT FUSE IN COMBINER BOX WITH TWO OR MORE STRINGS IN PARALLEL CONNECTION.

CONSTRUCTION MATERIALS

Cell (material / quantity) monocrystalline silicon / 6 x 18


Glass (material / thickness) low-iron tempered glass / 3.2 mm

Frame (material) anodized aluminum alloy

Junction box (type / protection degree) 3 bypass diodes / ≥ IP68

Cable (length / cross-sectional area) ± 300 mm or customized length / 4 mm²

BACK VIEW (Units: mm)



SECTION A-A



Warning: Read the Installation and User Manual in its entirety before handling, installing and operating Solar modules.



NINGBO JING HONG ENERGY TECHNOLOGY CO., LTD.

Email: Sales@jhpvtech.com

Web: <http://jhpvtech.com>

Address: No. 1 Xinsi Road, Xinbei District, Changzhou City, Jiangsu Province, P.R. China



▲ Due to continuous innovation, research and product improvement, the specifications in this product information sheet are subject to change without prior notice. The specifications may deviate slightly and are not guaranteed.