



# JHPV TECH

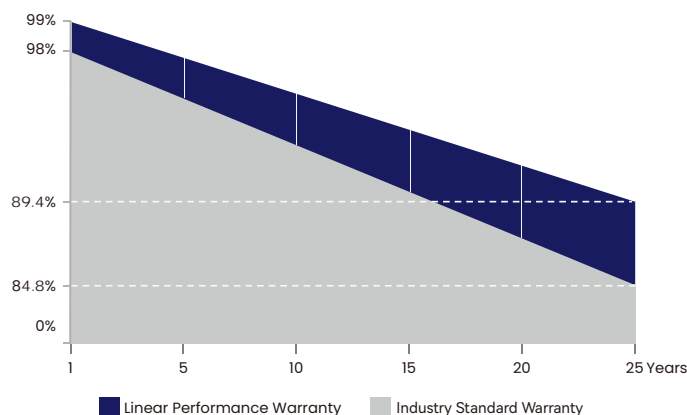
WWW.JHPVTECH.COM

## JH-M10DS108C6 490~510W

**22.9% Efficiency**

490~510W (180x210 mm Half-Cut Cell) 108 pcs

N-TYPE Bifacial Silver Frame



**15 Years**  
Material & Craft  
Quality  
Assurance

**30 Years**  
84.8% Output  
Power  
Guarantee

### KEY FEATURES HIGHLIGHTS



Mono MBB half cut  
Original European Parts



EU Standard  
European Quality  
Control



PID Resistance  
High stability and torsion  
free with Wave Shape

### PRODUCT CERTIFICATIONS



Production process  
reliability test  
electro-luminance  
inspection



AR coating  
tolerance and lower  
resistive loss



Excellent Durability  
resistant to salt mist, ammonia,  
dust and sand, snail trail.



Reduce BOS cost  
increase ROI  
Low temp coefficient  
(PMAX) for higher output



Wide Applications  
Durability against Extreme  
Environmental Conditions



Lower Losses  
Multi Busbar Technology for  
better Light trapping

# JH-M10DS108C6 490~510W



**JHPV TECH**

## Electrical parameters at Standard Test Conditions (STC\*)

| Module Type                                      | 490W   | 495W   | 500W   | 505W   | 510W   |
|--------------------------------------------------|--------|--------|--------|--------|--------|
| Test Environment                                 | STC    | STC    | STC    | STC    | STC    |
| Power output tolerances P <sub>max</sub> (W)     | (0,+5) | (0,+5) | (0,+5) | (0,+5) | (0,+5) |
| Module efficiency(%)                             | 22.0   | 22.3   | 22.5   | 22.7   | 22.9   |
| Voltage at P <sub>max</sub> V <sub>mpp</sub> (V) | 32.90  | 33.10  | 33.30  | 33.50  | 33.70  |
| Current at P <sub>max</sub> I <sub>mpp</sub> (A) | 14.89  | 14.95  | 15.02  | 15.07  | 15.13  |
| Open-circuit voltage V <sub>oc</sub> (V)         | 39.70  | 39.91  | 40.12  | 40.33  | 40.54  |
| Short-circuit current I <sub>sc</sub> (A)        | 15.79  | 15.83  | 15.87  | 15.91  | 15.95  |

\*STC: 1000 W·m<sup>-2</sup> irradiance, 25°C cell temperature, AM 1.5 spectrum according to EN 60904-

\*NOCT: open-circuit module operation temperature at 800 W·m<sup>-2</sup> irradiance, 20°C ambient temperature, 1 m·s<sup>-1</sup> wind speed.

3.

## GENERAL CHARACTERISTICS

|                        |                          |
|------------------------|--------------------------|
| Dimensions (L / W / H) | 1961 mm / 1134mm / 30 mm |
| Weight                 | 23.5 kg                  |

## PACKAGING SPECIFICATIONS

|                                     |    |
|-------------------------------------|----|
| Number of modules per pallet        | 36 |
| Number of pallets per 40' container | 24 |

## THERMAL CHARACTERISTICS

| Nominal operating cell temperature          | NOCT | °C     | 45 ± 2 |
|---------------------------------------------|------|--------|--------|
| Temperature coefficient of P <sub>max</sub> | γ    | % / °C | -0.30  |
| Temperature coefficient of V <sub>oc</sub>  | β    | % / °C | -0.24  |
| Temperature coefficient of I <sub>sc</sub>  | α    | % / °C | 0.045  |

\*NOCT: open-circuit module operation temperature at 800 W·m<sup>-2</sup> irradiance, 20°C ambient temperature, 1 m·s<sup>-1</sup> wind speed.

## OPERATING CONDITIONS

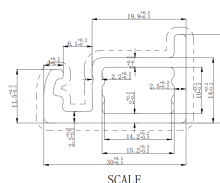
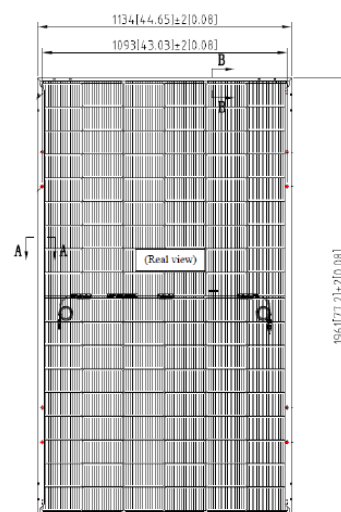
|                                           |                              |
|-------------------------------------------|------------------------------|
| Max. system voltage                       | 1500 Vdc                     |
| Max. series fuse rating*                  | 25 A                         |
| Operating temperature range               | -40°C to 85°C                |
| Max. static load, front (e.g., snow)      | 5400 Pa                      |
| Max. static load, back (e.g., wind)       | 2400 Pa                      |
| Max. hailstone impact (diameter/velocity) | 25 mm / 23 m·s <sup>-1</sup> |

\*DO NOT CONNECT FUSE IN COMBINER BOX WITH TWO OR MORE STRINGS IN PARALLEL CONNECTION.

## CONSTRUCTION MATERIALS

|                                         |                                                                                            |
|-----------------------------------------|--------------------------------------------------------------------------------------------|
| Cell ( material / quantity )            | monocrystalline silicon / 6 x 18                                                           |
| Glass (material / thickness)            | low-iron tempered glass / 2 mm + 2 mm                                                      |
| Frame (material)                        | anodized aluminum alloy                                                                    |
| Junction box (type / protection degree) | 3 bypass diodes / ≥ IP68                                                                   |
| Cable (length / cross-sectional area)   | Positive pole: +300 mm, Negative pole: -180 mm<br>or customized length / 4 mm <sup>2</sup> |

## BACK VIEW (Units: mm)



Warning: Read the Installation and User Manual in it's entirety before handling, installing and operating Solar modules.



**NINGBO JING HONG ENERGY TECHNOLOGY CO., LTD.**

Email: Sales@jhpvtech.com

Web: <http://jhpvtech.com>

Address: No. 1 Xinsi Road, Xinbei District, Changzhou City, Jiangsu Province, P.R. China



▲ Due to continuous innovation, research and product improvement, the specifications in this product information sheet are subject to change without prior notice. The specifications may deviate slightly and are not guaranteed.